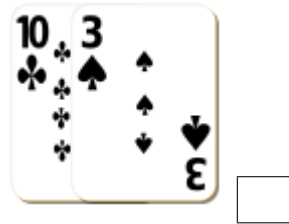
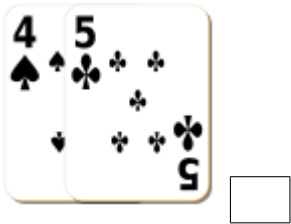
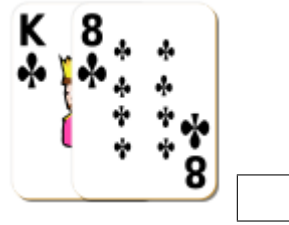
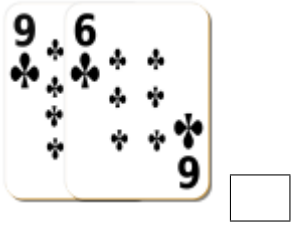


Adding Playing Cards (G)

Find the sum of each set of cards.




Adding Playing Cards (G) Answers

Find the sum of each set of cards.



15



21



9



13



15



26



18



11



15



4



12



18